

**Rules:** Practical Shooting Handbook Latest Edition

**COURSE DESIGNER:** Mike Jones

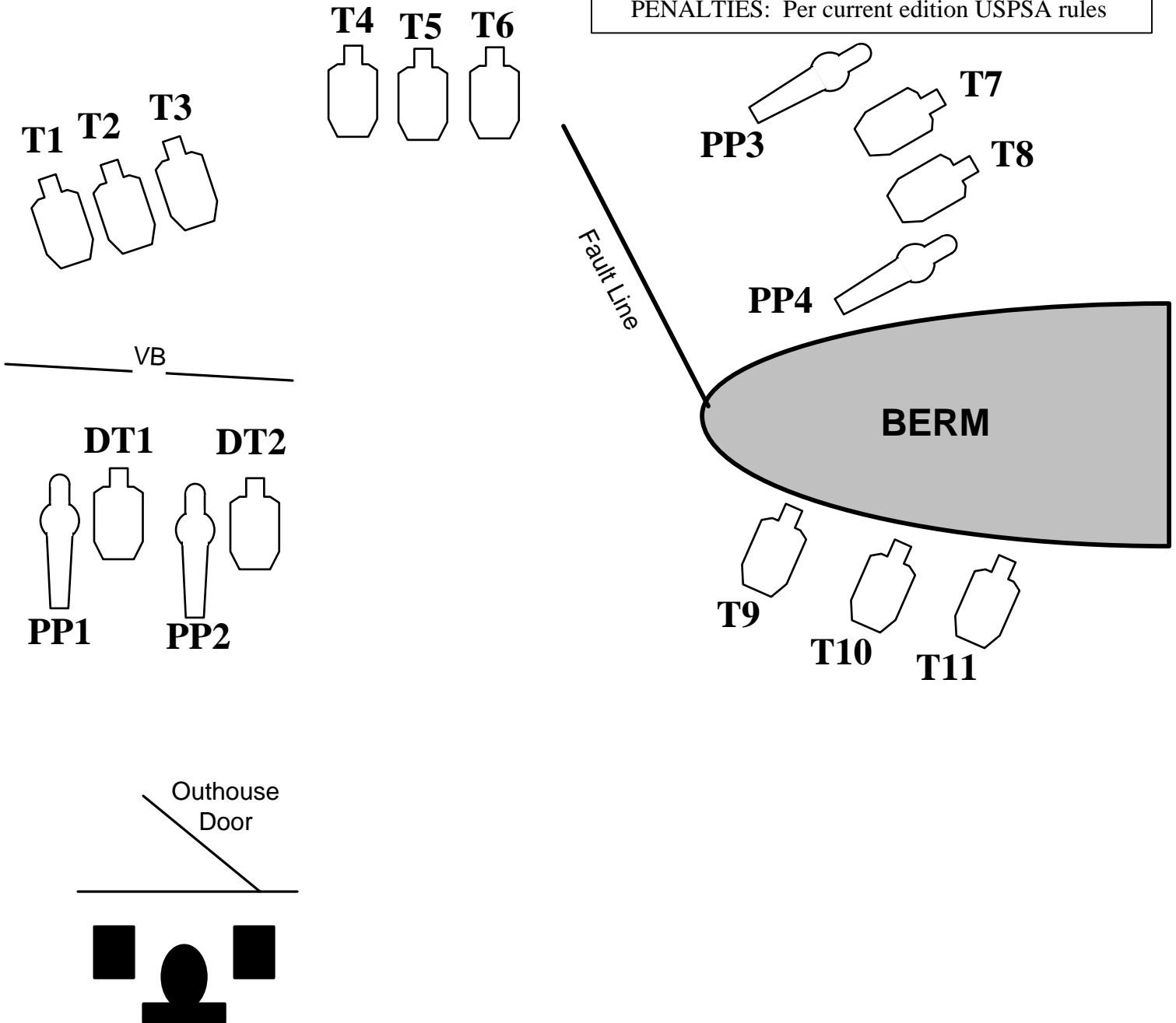
**START POSITION:** Seated on pot, shorts around ankles holding TP. Gun loaded on night stand per rule 8.1.1 and 8.1.2. All ammo located inside shorts

**STAGE PROCEDURE:**

On audible start signal, engage all targets as they are visible. Door is threshold for PP1 and PP2 which activates disappearing targets DT1 and DT2.

**SCORING:**

**SCORING:** Comstock, 30 rounds, 150 points  
**TARGETS:** 13 Metric, 4 Pepper Poppers  
**SCORED HITS:** Best 2 per paper, steel down = 1A  
**START - STOP:** Audible - Last shot  
**PENALTIES:** Per current edition USPSA rules



**Setup Notes:**

**R. O. Notes:** All mags will be located in shorts by the pot. If you leave the shorts you have to return to the pot for reload.

Rules: Practical Shooting Handbook Latest Edition

COURSE DESIGNER: Mike Jones

START POSITION: Seated in chair hand on knees. Gun Holstered in ready condition as per rule 8.1.1 and 8.1.2.

**STAGE PROCEDURE:**

On audible start signal engage targets as they become visible from behind the fault line.

**SCORING:**

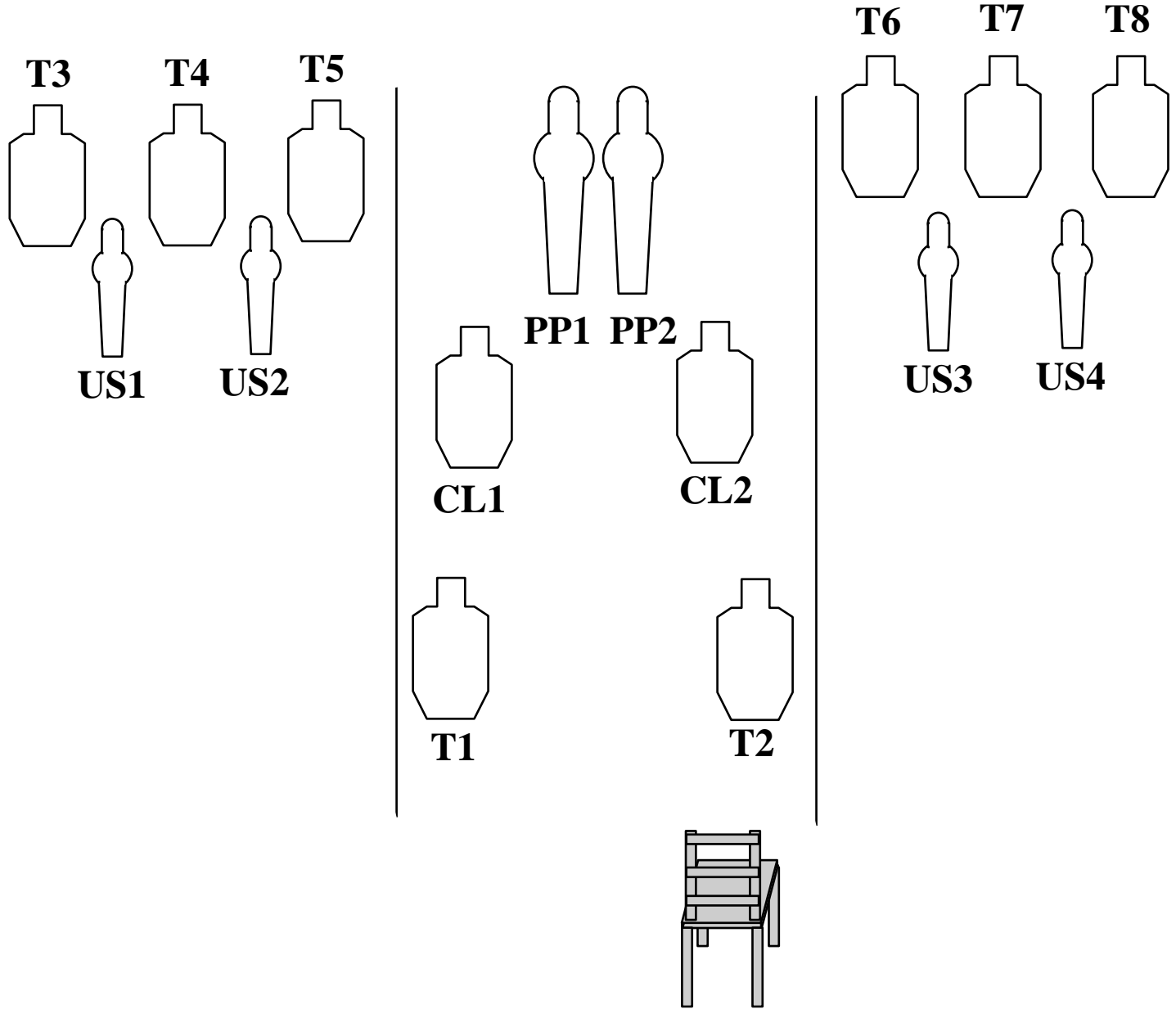
SCORING: Comstock, 26 rounds, 130 points

TARGETS: 10 Metric, 6 Pepper Poppers

SCORED HITS: Best 2 per paper, Steel = 1A

START - STOP: Audible - Last shot

PENALTIES: Per current edition USPSA rules



Setup Notes:

R. O. Notes:

**Rules:** Practical Shooting Handbook Latest Edition

**COURSE DESIGNER:** Mike Jones

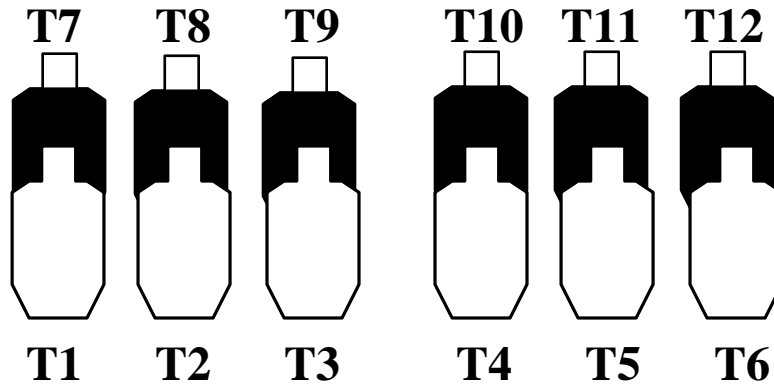
**START POSITION:** Standing in box A wrists above shoulders toes on x's. Gun Holstered in ready condition as per rule 8.1.1 and 8.1.2.

**STAGE PROCEDURE:**

On signal engage T1-T3 before crossing line 1, engage T4-T6 before crossing line 2 and after crossing line 1, engage T7-T9 before crossing line 3 and after crossing line 2, engage T10-T12 before crossing line 4 and after crossing line 3. T1-T6 require 2 rounds each and T9-T12 require 1 round each.

**SCORING:**

SCORING: Comstock, 18 rounds, 90 points  
 TARGETS: 12 Metric  
 SCORED HITS: Best 2 T1-T6, best 1 T7-T12  
 START - STOP: Audible - Last shot  
 PENALTIES: Per current edition USPSA rules




---

Fault Line 4

---

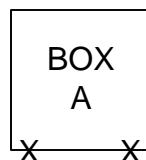
Fault Line 3

---

Fault Line 2

---

Fault Line 1



**Setup Notes:**

**R. O. Notes:**

**Rules:** Practical Shooting Handbook Latest Edition

**COURSE DESIGNER:** Mike Jones

**START POSITION:** Standing in box A or box B hands at sides. Holstered in ready condition as per rule 8.1.1 and 8.1.2.

**STAGE PROCEDURE:**

String 1: From box A engage P1-P6 only from box B engage T1-T4 only with 2 rounds each.

String 2: Same as string 1 except when you move to other box strong hand only.

String 3: Same as string 1 except when you move to other box weak hand only.

**SCORING:**

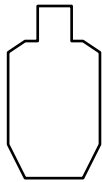
SCORING: Comstock, 36 rounds, 180 points

TARGETS: 6 Metric Targets, 6 8" Plates

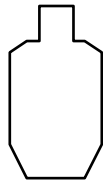
SCORED HITS: Best 6 per paper, Steel down = 1A

START - STOP: Audible - Last shot

PENALTIES: Per current edition USPSA rules



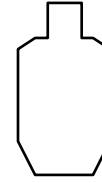
**T1**



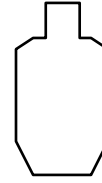
**T2**



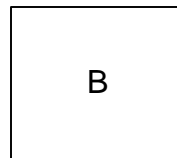

**P1 P2 P3 P4 P5 P6**



**T3**



**T4**



**Setup Notes:**

**R. O. Notes:**



# CM 06-04

# Fluffy's Revenge 1

RULES: USPSA Rule Book, Current Edition

COURSE DESIGNER: Beth Wingfield

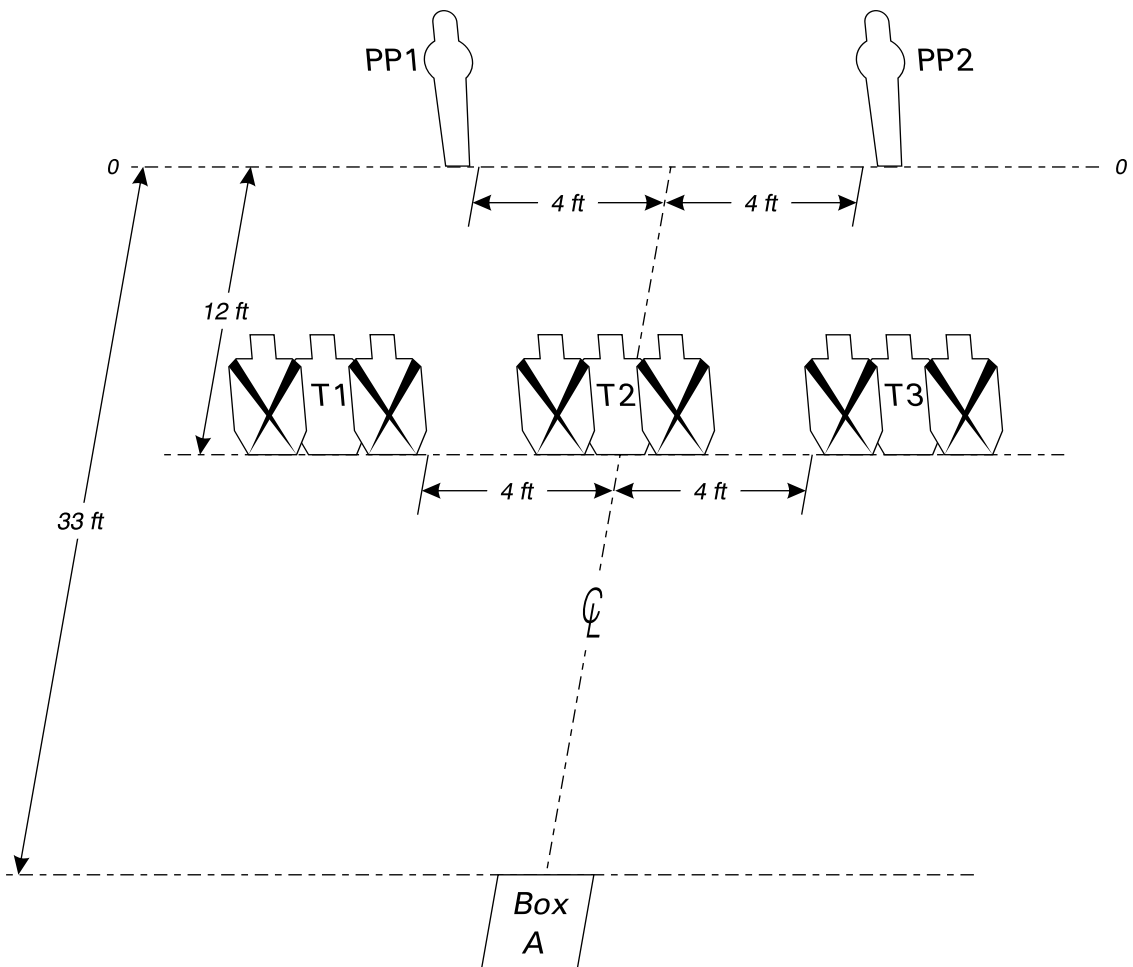
**START POSITION:** Standing erect in Box A, arms relaxed at sides. Handgun is loaded and holstered as per ready condition in rule 8.1.1 and 8.1.2.

### STAGE PROCEDURE

On signal, engage targets from Box A only.

### SCORING

**SCORING:** Comstock, 8 rounds, 40 points  
**TARGETS:** 3 IPSC, 2 Pepper poppers  
**SCORED HITS:** Best 2/paper, KD=1A  
**START - STOP:** Audible - Last shot  
**PENALTIES:** Per current edition of USPSA Rule Book.



**SETUP NOTES:** Set paper targets to 5 feet high at shoulders. Scoring lines of no-shoots overlay C-zone scoring lines of targets. Center of T2 is center line of course. Box A is 3 feet by 3 feet.

